



Student's name:

En caso de dudas o consultas enviar un e-mail a:

ingles.academiamalloco@gmail.com

Unit 4: "Green Issues"

- Objetivos: OA1; OA9; OA14
- Reconocer Wh- questions
 - Identificar conectores de secuencia
 - Hablar sobre desastres naturales
 - Identificar las partes de una noticia

Part 1

Natural Disasters Asking for information

Al preguntar por información específica, usamos las Wh- questions:

| | | |
|-----------------|------------|--|
| What | qué | para preguntar por algo específico u objeto |
| Why | por qué | para preguntar por razón o explicación |
| When | cuándo | para preguntar por tiempo |
| Where | dónde | para preguntar por lugar |
| Who | quién | para preguntar por personas |
| Which | cuál | para preguntar por opción |
| How | cómo | para preguntar por manera o forma |
| How many | cuántos/as | para preguntar por cantidad (sustantivos contables) |
| How much | cuanto | para preguntar por cantidad (sustantivos Incontables) |

Examples:

What time is it? ¿Que hora es?
- It's 9 o'clock. Son las 9

Why were you late? ¿Porque llego tarde?
- Because there was traffic. Por que habia trafico

Where do you live? ¿Donde vives?
- I live in Chile. Vivo en Chile

How many books are there on the table? ¿Cuántos libros hay
en la mesa?
- There are 2 books. Hay 2 libros

How much milk is there in the fridge?
- There is one litter.

Put these sentences in the correct order. (Ponga estas preguntas en el orden correcto)

1. your - What's – name - ?

2. you - Where - live - ? - do

3. ? - nationality - What's - your

4. is - ? - it - colour - What

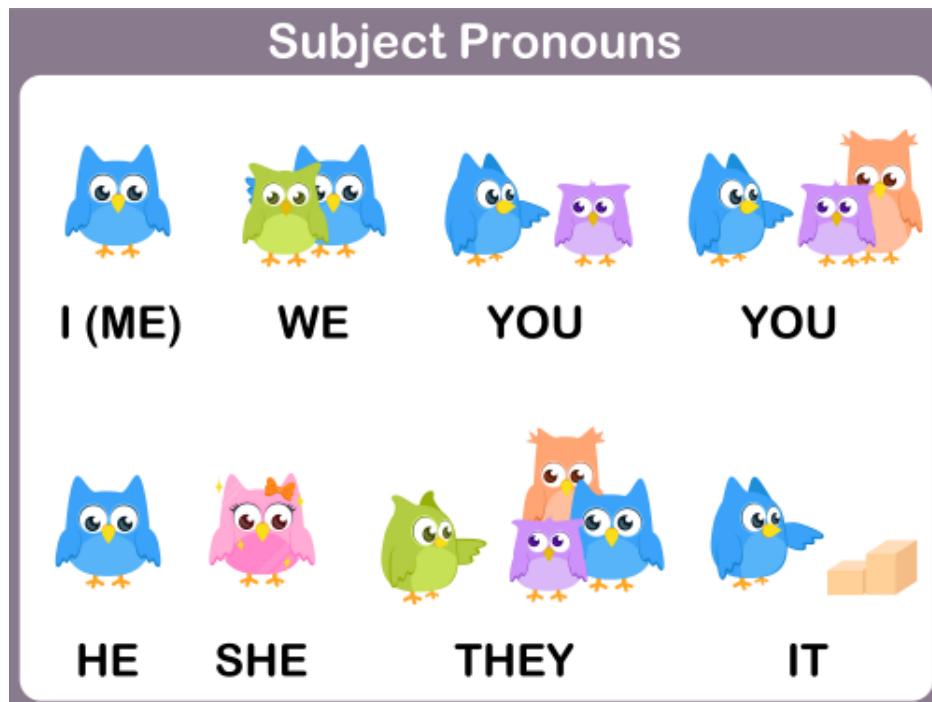
5. are - old - ? - How - you

6. Who - is - woman - this - ?

7. apples - are - How many - ? – there

Subject pronouns

Los pronombres se usan para referirse a un sustantivo que se mencionó anteriormente en la oración.



Examples:

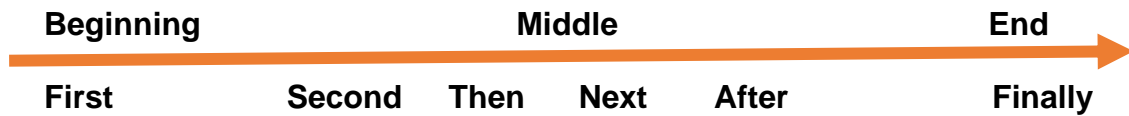
- a) The cabin was in Valdivia. **It** was really beautiful.
- b) What did James do? - **He** went hiking on a dangerous mountain during an earthquake alert.
- c) James and Carmen did something irresponsible. **They** didn't listen to the earthquake alert.

d) Carmen called her dad to get help for James. **She** did the right thing.

Part 2

Sequencing words

Las palabras de secuencia usualmente se usan para escribir recetas y también para contar historias y el orden en que los eventos toman lugar.



Example: It's important to know what to do if your clothes ever catch on fire. **First**, you need to stop what you're doing. **Next**, you need to drop to the ground. **Then** you need to roll around until the flames have been smothered. **Finally**, you should seek medical attention.

Read about Luis' experience in an earthquake and make a summary of his story using sequencing words. (Lea acerca de la experiencia de Luis durante un terremoto, y escriba un resumen usando las palabras de secuencia)

At 3.34 am local time, Chile, my country, suddenly changed. The earthquake lasted about three minutes. My world, and that of my countrymen and women, became a massive horror story played out on the world stage. I was in Santiago because I had a soccer match with my team. We were resting after the match in a hotel when the earthquake started. The earth screamed; a sound of thunder came from its belly as it violently shook the plants, the cars, the walls, and the room I was in. It seemed like a very long time. Then silence. From floor fifteen, I looked down at the city below while the building was still swaying and saw a





huge cloud of dust. After the earthquake, there was a tsunami, which devastated six regions.







The day started off as a fun soccer practice and finished with a horrible earthquake. There was no way I could have gotten out of the building. It was shaking too hard. I stood in a doorway to try to protect myself. Everything that was standing fell over. Once the earthquake stopped, I ran to the window that looks down over the city. Screaming, crying, yelling, and panic coming from the city. Many of the houses nearby collapsed. It was really scary.

After reading the article write T (true) or F (false). (Después de leer el artículo, escriba T verdadero o F falso.)

- a. _____ The earthquake lasted three seconds.
- b. _____ Luis was in Santiago for a soccer match.
- c. _____ Before the earthquake, there was a tsunami.
- d. _____ The tsunami affected the entire country.

Vocabulary review: Natural disasters

| | | | |
|---|----------------------------|--|--------------------------------|
|  | Snowstorm Nevada |  | Avalanche Avalancha |
|  | Flood Inundación |  | Earthquake Terremoto |

| | | | |
|--|--|---|-----------------------------|
|  | Forest fire Incendio forestal |  | Storm Tormenta |
|  | Volcanic eruption Erupción volcánica |  | Drought Sequia |
|  | Tsunami Tsunami |  | Hurricane Huracán |

Look at the pictures and read the information in the bolds. Write the correct letter with each natural disaster description. (Mira las imágenes y lee la información para unir con la descripción correcta. Escriba el nombre del desastre natural.)

a. 
Flood

An enormous, large wave, commonly caused by an earthquake, which flows onto the land and destroys things. _____

b. 
Earthquake

An overflow of a large amount of water beyond its normal limits, especially over what is normally dry land. _____

c. 

A large, destructive fire that spreads over a forest or area of woodland.

Storm

d.



Tsunami

e.



Volcanic eruption

f.



Forest fire

A sudden violent shaking of the ground, typically causing great destruction, as a result of movements within the earth's crust or volcanic action. _____

A violent destructive whirling wind accompanied by a funnel-shaped cloud that progresses in a narrow path over the land.

It is the sudden and violent discharge of steam and volcanic material.

Part 3

Amazon Forest Fire Explained! | Peekaboo Shorts | Best Learning Videos For Kids | Peekaboo Kidz

https://www.youtube.com/watch?v=KrkUjc_CGMY



Watch the video and answer the questions.



1. Where is most of the Amazon?

- a) Venezuela b) Brazil c) Bolivia

2. Why is the Amazon rainforest so important?

- a) Because it's the lungs of the planet b) Because it gives lots of food

3. How much oxygen does it produce?

- a) 10% b) 20% c) 30%

4. Why is the Amazon land so desired by people?

- a) It's good for animals b) It's good for farming c) It's good for living

5. How much land has been cleared in the Amazon according to the government?

- a) 7.900 sq/Km b) 8.900 sq/Km c) 7.800 sq/Km

6. What would you do to stop the Amazon deforestation?

7. What do you think about people destroying animals' habitat so they can do agriculture or build cities? Do you agree or not? Why?

Part 4

Express your intention

verb + to + infinitive.

Algunos verbos para expresar intención son

Want (querer)

Need (necesitar)

Choose (elegir)

Decide (decidir)

Examples:

I **decided to study** veterinary medicine because I love animals.

(Decidí estudiar medicina veterinaria porque amo los animales.)

I **need to buy** a new laptop. Mine is old and slow.

(Necesito comprar un nuevo computador. El mío es viejo y lento)

I **want to go** to Torres del Paine for summer vacation.

(Quiero ir a las Torres del Paine para las vacaciones de verano)

Read the sentences and mark (X) the grammatically correct one. (Lea las oraciones y marque con una X la que está bien gramaticalmente)

1. I want to playing football tomorrow.
 I want to play football tomorrow.
2. I chose to adopt a hamster as a pet because they are cute.
 I chose adopt a hamster as a pet because they are cute.
3. I need studying for my Math test. I don't understand anything.
 I need to study for my Math test. I don't understand anything.
4. I decided to sign up for Korean lessons.
 I decided sign up for Korean lessons.

Part 5

Newspaper stories

Un artículo de noticias es un texto informativo que discute temas de actualidad o noticias recientes. Pueden estar relacionados con temas generales o específicos. Los artículos de noticias se encuentran en periódicos y revistas. También pueden incluir fotografías, gráficos, recuerdos, entrevistas, encuestas, entre otros.

Generalmente debe contener la siguiente información:

- ★ A title
- ★ Who was the protagonist of the story
- ★ What happened
- ★ When it happened
- ★ Where it happened
- ★ Why it happened
- ★ Details of the story
- ★ A conclusion

Hero rescues a girl

A hurricane category five hit the state of Louisiana yesterday. The torrential rains caused flooding in New Orleans because the levee system failed. The flooding forced many people to go to the roof of their houses to be safe. A 13-year-old girl was trapped on a roof for ten hours until firefighter Alan Townsend rescued her. He became the hero of the day during one of the strongest hurricanes in US history.



Read this and complete the charts.

FACTORY CANNOT OPEN

15-05-2020 07:00

Tesla's CEO, Elon Musk, has **threatened** to pull the company out of California. The reason is that Alameda County, where Tesla has a factory, chose not to allow factories to reopen yet.



California's **stay-at-home order** for the coronavirus started in late March, and some parts of the state have been allowed to **ease** restrictions. However, new official information released on Thursday allowed manufacturing operations to reopen, depending on the **judgment** of county health officials. Officials decided not to allow reopening in Alameda County, and Musk claimed that Tesla would move to Nevada or Texas because these states are less **restrictive** than California.

The county said that it had been working with Tesla to make a **safety plan**. However, the company claims that the county's health officials have not returned calls or emails.

Identify in the text. (Identifica en el texto)

| | |
|---------------------------------|--|
| Who was the protagonist? | |
| Where did it happened? | |
| When did it happened? | |
| Why it happened? | |



Student's name:

Pauta de evaluación Unidad 4 – Guia #8 noviembre

| Página | Indicador | Excelente Estudiante realiza las actividades de forma correcta. Logra objetivo de las actividades. | Puntaje obtenido |
|---------------|--|--|-------------------------|
| 2 | OA14 Escribe en orden las preguntas dadas. | 7 | |
| 5 | OA9 Lee y responde V o F según la información del texto. | 4 | |
| 6-7 | OA9 Lee las descripciones de desastres naturales y escribe el nombre correcto de estas. | 6 | |
| 8 | OA1 Ve el video y responde las preguntas. | 7 | |
| 9 | OA9 Lee y marca la oración gramaticalmente correcta según lo visto en clases. | 4 | |
| 11 | OA9 Identifica las partes de la noticia y completa la tabla con la información correcta. | 4 | |

Puntaje total: 32 puntos total

Puntaje obtenido:

Nota:

Observaciones:

