



Worksheet nº8 – Unit 4	English	<b>5° A-B</b>
Miss Valeska Echeverría Alfaro	November 2021	

Student's name:

**En caso de dudas o consultas enviar un e-mail a:**





[ingles.academiamallico@gmail.com](mailto:ingles.academiamallico@gmail.com)

**Unit 4: "A busy weekend"**

- Objetivos: OA1; OA2; OA5; OA14
- Identificar actividades de tiempo libre.
  - Reconocer y utilizar verbos irregulares en pasado simple.
  - Reconocer el sonido g y j /dʒ/
  - Identificar información en textos orales y escritos

**Part 1**

**Vocabulary: Verbs in past simple**

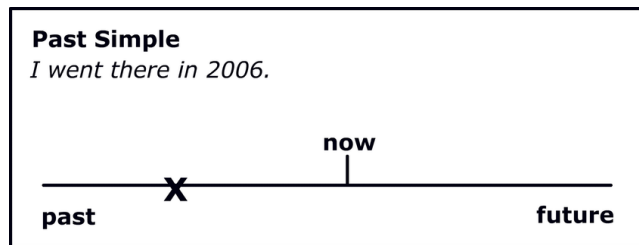
Activities	English	Past Simple	Spanish
	<b>Go to a cafe</b>	<b>Went to a cafe</b>	<b>Ir a una cafeteria</b>
	<b>See animals</b>	<b>Saw animals</b>	<b>Ver animales</b>
	<b>Run in the park</b>	<b>Ran in the park</b>	<b>Correr en el parque</b>
	<b>Meet a friend</b>	<b>Met a friend</b>	<b>Juntarse con un amigo/a</b>

	<b>Write an email</b>	<b>Wrote an email</b>	<b>Escribir un email</b>
	<b>Take photos</b>	<b>Took photos</b>	<b>Tomar fotos</b>
	<b>Do the homework</b>	<b>Did the homework</b>	<b>Hacer la tarea</b>
	<b>Have pizza</b>	<b>Had pizza</b>	<b>Comer pizza</b>

- Al final de la guía va una lista más completa de verbos en pasado.

### Past simple

★ Se usa para hablar de acciones completas en el pasado.



Para formar oraciones, se usa la siguiente estructura:

✓ **Oraciones afirmativas:**

I  
He  
She  
It  
You  
We  
They

} **verb in past + complement**

**Examples:**

They **ran** in the park last Sunday.

(Ellos **corrieron** en el parque el domingo pasado)



The kids **saw** a giraffe at the zoo.

(Los niños **vieron** una jirafa en el zoológico)

I **went** to a café with my mom.  
(**Fui** a una cafetería con mi mamá)



✓ **Oraciones negativas:**

I  
He  
She  
It  
You  
We  
They



**didn't + verb infinitive + complement**

**Examples:**

I **didn't take** photos of my trip.

(No **tome** fotos de mi viaje)



She **didn't have** pizza. She had a hamburger.

(Ella **no comió** pizza. Comió una hamburguesa)

Part 2

✓ Oraciones interrogativas y respuestas cortas:

I  
 He  
 She  
**Did** + It + **verb infinitive** + **complement** ?  
 You  
 We  
 They

Short answers:



Yes, (subject) did



No, (subject) didn't.

Examples:



**Did** you **buy** a new book? (¿Compro un libro?)  
 Yes, I did.



**Did** he **do** the homework? (¿Hizo la tarea?)  
 No, he didn't.



**Regular and Irregular verbs**

Regular verbs	Irregular verbs
Cuando se conjugan en pasado, a los verbos regulares se le agrega el sufijo <b>-ed</b> o <b>-d</b> .  Example: Dance – Danced <b>d</b> Play – Play <b>ed</b> Love – Loved <b>d</b> Walk – Walk <b>ed</b> ...	La conjugación de los verbos irregulares cambia, ya que estos no terminan en -ed o -d, sino que la palabra completa se modifica. Es necesario memorizar la conjugación.  Examples: Do - Did Buy – Bought See – Saw Be – Was/Were ...

**Circle the correct form in past of the verbs in brackets to complete the sentences.** (Encierra la forma correcta del pasado de los verbos en paréntesis para completar las oraciones)

**Example:** Last night we walked (walk) to the cinema.

a) walked                      b) walkd

1. Sam \_\_\_\_\_ (stop) the car to take a picture.

a) stopd                      b) stopped

2. I \_\_\_\_\_ (study) for the exam for three hours.

a) studied                      b) studied

3. They \_\_\_\_\_ (be) happy to be home.

a) bed                      b) were

4. Sally \_\_\_\_\_ (be) disappointed she \_\_\_\_\_ (miss) the party.

a) was-missed                      b) were-missd

5. When I was young, we always \_\_\_\_\_ (go) to Florida for the summer.

a) went                      b) goed

6. Dan \_\_\_\_\_ (not/work) last week.






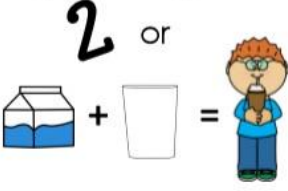
a) don't work                      b) didn't work

7. \_\_\_\_\_ you \_\_\_\_\_ (wash) the dishes?

a) Did-wash                      b) Did-washed

## Wh – Questions review

### Wh- questions

<p><b>Who</b> is a person</p> 	<p><b>What</b> is a thing or an action</p> 	<p><b>When</b> is a time</p> 
<p><b>Where</b> is a place</p> 	<p><b>Why</b> is the reason something happened</p> 	<p><b>How</b> is a number, or the way something is done</p> 

Al preguntar por información específica, usamos las Wh- questions:

<b>What</b>	qué	para preguntar por algo específico u objeto
<b>Why</b>	por qué	para preguntar por razón o explicación
<b>When</b>	cuándo	para preguntar por tiempo
<b>Where</b>	dónde	para preguntar por lugar
<b>Who</b>	quién	para preguntar por personas
<b>Which</b>	cuál	para preguntar por opción
<b>How</b>	cómo	para preguntar por manera o forma
<b>How many</b>	cuántos/as	para preguntar por cantidad

**Complete the questions with the words in the box. Then match the question to the corresponding answer.**

who – what – where – why – when

- a. \_\_\_\_\_ did you arrive late to class? - Because there was traffic.
- b. \_\_\_\_\_ was the person at the door? - It was my biology teacher.
- c. \_\_\_\_\_ did you eat for lunch? - I ate fries and chicken.
- d. \_\_\_\_\_ did you go on Saturday? - I went to the swimming pool.
- e. \_\_\_\_\_ was your literature exam? - It was on Monday.

### Part 3



Read the text and answer the questions



## MARTIN'S VACATION

Martin had a terrible day yesterday. It was the day of his vacation to Spain but it was a nightmare. He left the house at 10 o'clock in the morning and caught a taxi to the airport.

Martin went to the check-in with his luggage. When the man who worked for the airline asked for his passport, Martin became very upset. Where was his passport? Martin realized he didn't have his passport with him. What a disaster!

He jumped back into the taxi and told the driver to take him home. The driver drove quickly and Martin arrived back at his house in twenty minutes.

He ran into the house and went into his bedroom. He found his passport on the bedside table and left the house again. But the taxi wasn't there! Where was the taxi!

Martin jumped up and down angrily. "I don't believe it. The taxi left!" he shouted. He ran down the street and looked for another taxi.

After a few minutes, Martin found another taxi and told the driver to take him to the airport as quickly as possible. The traffic on the roads was very bad and, unfortunately, Martin's taxi arrived at the airport late. His plane left for Spain at 11.30 and Martin missed it. He was very sad and went to speak to the airline. They promised to get him a seat on an evening flight and Martin went home on another taxi to wait.

After reading, answer these questions. (Lea y responde)


1. Where was Martin going on vacation?  
a) Spain                      b) England                      c) Paris
2. What time did he leave the house?  
a) At 8 o'clock              b) At 9 o'clock              c) At 10 o'clock
3. How did he get to the airport?  
a) By bus                      b) By taxi                      c) By car
4. Where did he realize he didn't have his passport?  
a) At his house              b) In the taxi                      c) At the airport
5. How long did it take to go back to his house?  
a) 10 minutes              b) 20 minutes              c) 30 minutes
6. Where was his passport?  
a) On the bedside table      b) In the kitchen              c) On the bed
7. What did Martin discover when he went back outside?  
a) The taxi was there still      b) The taxi wasn't there
8. How did Martin get to the airport the second time?  
a) He took another taxi              b) He took the bus
9. Why did he arrived late at the airport?  
a) He fell asleep                      b) There was traffic
10. Why was Martin sad?  
a) Because he missed the plane      b) Because he went to Spain

Part 4





G and J sound /dʒ/



Gerald and Jen met in the village.  
They saw a jaguar in a cage.  
Jen took photos while Gerald jumped of rage.  
Together they freed the jaguar from the cage.



Flashcards: Practice

 <p><b>g</b> [dʒ] 33</p> <p>cabbage    village damage    storage package    sausage luggage    advantage</p>	 <p><b>g</b> [g] 35</p> <p>get                    gift gecko                give target                giggle girl                    begin</p>
 <p><b>j</b> [dʒ] 49</p> <p>jam                    jar jacket                jaguar jet                     jug jelly                  jump</p>	 <p><b>j</b> [dʒ] 50</p> <p>enjoy                object rejoice              project major                subject majesty              reject</p>

**Write G or J and practice the pronunciation.** (Escriba G o J, y practique su pronunciación)

James took ginger cookies to his grandma.



\_\_\_eor ge and \_\_\_ane wear yellow \_\_\_umpers.



Jill sent a \_\_\_ift to her friend \_\_\_enny.

\_\_\_asmine saw the film "Avan\_\_\_ers" and enjoyed it.























\_\_\_erry went to a café to drink green tea and eat \_\_\_am sandwich.



## Part 5 Listening comprehension

Listen to the audio in classes and put the pictures in order 1-5. (Escucha el audio en clases y pon las imágenes en orden del 1 al 5)

On Saturday	On Sunday
 	 
 	 
 	 
 	 
 	 



Student's name:

**Pauta de evaluación Unidad 4 – Guia #8 noviembre**

<b>Página</b>	<b>Indicador</b>	<b>Excelente</b> Estudiante realiza las actividades de forma correcta. Logra objetivo de las actividades.	<b>Puntaje obtenido</b>
6	OA5 Encierra el verbo en pasado correcto.	7	
8	OA14 Completa las preguntas con la palabra correcta (Wh- question Word)	5	
10	OA5 Lee el texto Martin's Vacation y responde las preguntas	10	
12	OA2 Completa las palabras con la consonante faltante: G o J	4	
13	OA1 Escucha el audio y escribe el número de los eventos en el orden correcto.	10	
<b>Puntaje total: 36 puntos total</b>			
<b>Puntaje obtenido:</b>			
<b>Nota:</b>			

**Observaciones:**

---

---

