



Student's name:

En caso de dudas o consultas enviar un e-mail a:

ingles.academiamalloco@gmail.com

Unit 4: "The Garden"

The garden (El jardín)

Objetivos: OA6; OA14


- Reconoce y nombra pasatiempos en inglés.
- Describe lo que está haciendo al momento de hablar.
- Identifica información en diversos tipos de textos.

Part 1

The garden: Fruits and Vegetables



Carrots



Potatoes



Pumpkin



Watermelon



Tomatoes



Peas



Coliflower



Grapes



Strawberries

Describing fruits and vegetables. (Describir frutas y verduras)



BIG



SMALL

Examples:




The pumpkins are **big**.

Los zapallos son grandes.

The strawberry is **small**.

La frutilla es pequeña.



The watermelon is **big**.

La sandía es grande.

Are they big or are they small? Look at the pictures and write. (¿Son grandes o pequeños? Compara las imágenes que están lado a lado y escribe las oraciones describiendo el objeto o animal)



They are big.

They are small.





Part 2

Counting to 20

Read the numbers out loud and then color them.

(Lea los números en voz alta y luego píntelos)

1 one	2 two	3 three	4 four
5 five	6 six	7 seven	8 eight
9 nine	10 ten	11 eleven	12 twelve
13 thirteen	14 fourteen	15 fifteen	16 sixteen
17 seventeen	18 eighteen	19 nineteen	20 twenty

How many tomatoes
can you see?

Count and answer. (Cuenta y responde)



Look at the picture again and read. Circle Yes or No. (Mire la imagen de nuevo y encierre Yes o No)

- | | | |
|-------------------------------------|-----|----|
| 1. There are nineteen grapes. | Yes | No |
| 2. There are twelve potatoes. | Yes | No |
| 3. There are fourteen carrots. | Yes | No |
| 4. There are seventeen tomatoes. | Yes | No |
| 5. There are eighteen strawberries. | Yes | No |
| 6. There are eleven pumpkins. | Yes | No |

Part 3

The G sound

Practicing the “g” sound (p. 103 Student’s book)

The Letter G Song - Learn the Alphabet

<https://www.youtube.com/watch?v=0KXtxliQ7gk>



Read.



Gary's big green garden has great green grapes.

They grow bigger and bigger every day.

Oh! How Gary loves his great green grapes!



Paint the words that start with the “g” sound. (Pinte las imágenes que empiezan con el sonido “g”)

Sun – kite – grapes – cap – girl – cat –
glasses – glue – monkey – gloves - mouse



Reading comprehension.

Read the text and answer.

Maria's Garden

Maria is 7 and she has got a beautiful garden. She and her mother work hard to grow different plants and vegetables. They have also got colorful flowers, and a big tree next to their house.

They plant strawberries and peaches. They grow pumpkin and tomatoes.

When they cook, they use the vegetables they have got in their garden. Maria's favorite fruit in her garden are the strawberries, they are red and sweet.



- | | | |
|--|------|-------|
| 1. Maria works with her father in the garden. | True | False |
| 2. She only has one fruit planted in her garden. | True | False |
| 3. They plant pumpkin and tomatoes. | True | False |
| 4. They cook with their vegetables. | True | False |
| 5. Maria's favorite fruit is apple. | True | False |
| 6. Maria is 5 years old. | True | False |

Part 4

Like and don't like

I like carrots.




Me gustan las zanahorias.

I don't like pumpkin.



No me gusta el zapallo.

Look at the pictures and circle the correct sentence.



- a) I like strawberries.
- b) I don't like strawberries.



- a) I like pumpkin.
- b) I don't like pumpkin.



- a) I like broccoli.
- b) I don't like broccoli.



- a) I like watermelon.
- b) I don't like watermelon.

Pauta de evaluación – Guías de estudio #7 – 2do Básico

Página	Indicador	Excelente Estudiante realiza las actividades de forma correcta. Logra objetivo de las actividades.	Puntaje obtenido
3	OA14 Describe las imágenes usando los adjetivos Big o Small a base de las imágenes.	6	
5	OA6 Lee las oraciones, mira y responde Yes o No.	6	
8	OA6 Lee el texto sobre Maria's Garden y responde V o F.	6	
9	OA6 Mira las imágenes, lee las oraciones y encierra la que corresponde.	4	
Puntaje total: 22 puntos total			
Puntaje obtenido:			
Nota:			

Observaciones:

