



Worksheet n°6 – Unit 3	English	<b>1° A</b>
Miss Valeska Echeverría Alfaro		September 2021

Student's name:

En caso de dudas o consultas enviar un e-mail a:

[ingles.academiamalloco@gmail.com](mailto:ingles.academiamalloco@gmail.com)

**Unit 3: "My favorite foods – My toys"**

**My toys (Mis juguetes)**

Objetivos: OA1; OA6; OA13; OA14

- Identifican vocabulario sobre juguetes
- Usa el verbo *have got* para hablar de pertenencia
- Escuchan y comprenden información de un texto breve.

**Vocabulary: Toys**



**Plane**



**Train**



**Ball**



**Videogames**



**Bike**



**Doll**



Kite



Car



Teddy

What's your favorite toy?




---

---

---

Draw the toy you like to play the most with. (Dibuja tu juguete favorito)



Circle the name of the toy. (Encierre el nombre del juguete)



Ball

Doll

Teddy



Train

Doll

Car



Kite

Train

Car



Video game

Plane

Bike

Part 2

**I have got  
many toys.**

Tengo muchos juguetes



El verbo “have got” lo usamos para decir tengo.

Para decir no tengo, usamos I haven't got.

**I haven't got  
a car toy.**

No tengo un auto de juguete



**Read and draw.** (Con ayuda de un adulto, lee las descripciones de los juguetes de Ana y dibujalos)

**Hello, I am Anna and I am 9 years old. I am from Santiago and my favorite color is blue. In my bedroom I have got lots of toys. I have got a big teddy bear and a small teddy bear, I have got a ball, three puzzle and a bike. The big teddy bear is brown, and the small teddy bear is blue, I love it. The ball is yellow and green. I have got a princess puzzle, and it is pink and red. It is my favorite to do.**




### **Anna's toys**


### Part 3

## Have you got...?

- **Yes, I have.**
- **No, I haven't.**

En la parte 2, revisamos como decir "tengo" y "no tengo" en inglés. Ahora aprenderemos a preguntar "tienes...?"




Examples: **Have you got** a bike? (¿Tienes una bicicleta?)  
-Yes, I have. (Sí, si tengo)

**Have you got** a train? (¿Tienes un tren?)  
-No, I haven't. (No, no tengo)

**With your parent's help, read the questions and circle the answers.** (Con la ayuda de tus padres, lea las preguntas y responda.)

Yes, I have.      No, I haven't



Have you got a computer game?	Yes, I have	No, I haven't
Have you got a plane?	Yes, I have	No, I haven't
Have you got a kite?	Yes, I have	No, I haven't
Have you got a train?	Yes, I have	No, I haven't

**Part 4**

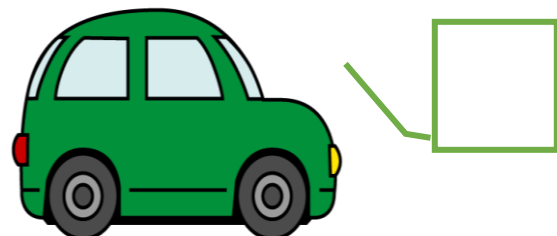
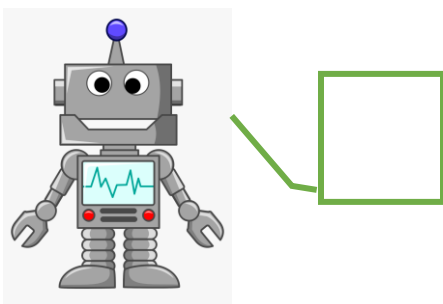

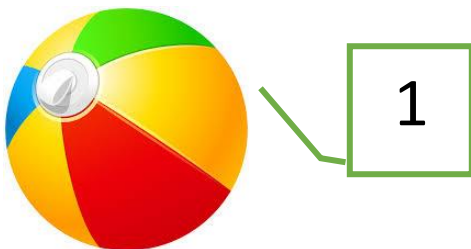
**Watch this video and put the toys in order to how they're shown.**

1st grade - Toys Where is my Teddy? dialogue

[https://www.youtube.com/watch?v=oANh7u64\\_9w](https://www.youtube.com/watch?v=oANh7u64_9w)



**Put in order the toys that are mentioned.** (Pone en orden los juguetes que son mencionados en el video)



## Describing my toys! Adjetivos



**Big  
Grande**



**Small  
Pequeño**



**New  
Nuevo**



**Old  
Viejo**

**Look and tick and circle the correct option describing the toy.** (Mire y encierre la respuesta correcta describiendo el juguete)

1



- a) The ball is small.
- b) The car is big.
- c) The ball is big.

2



- a) The doll is new.
- b) The teddy is new
- c) The doll is old.

3



- a) The car is big.
- b) The car is small.
- c) The ball is small.

4



- a) The car is big.
- b) The scooter is old.
- c) The scooter is new.



### Pauta de evaluación – Guías de estudio #6 - 1ro Básico

Página	Indicador	Excelente Estudiante realiza las actividades de forma correcta. Logra objetivo de las actividades.	Puntaje obtenido.
3	Toys: Mira las imágenes y encierra el nombre del juguete.	4	
7	Responde las preguntas	4	
8	Selecciona la oración correcta para describir los juguetes	4	
<b>Puntaje total: 12 puntos total</b>			
<b>Puntaje obtenido:</b>			
<b>Nota:</b>			

Observaciones:

---

---

