



Student's name:

En caso de dudas o consultas enviar un e-mail a:

ingles.academiamalloco@gmail.com

Unit 1: "Time for school – My clothes"

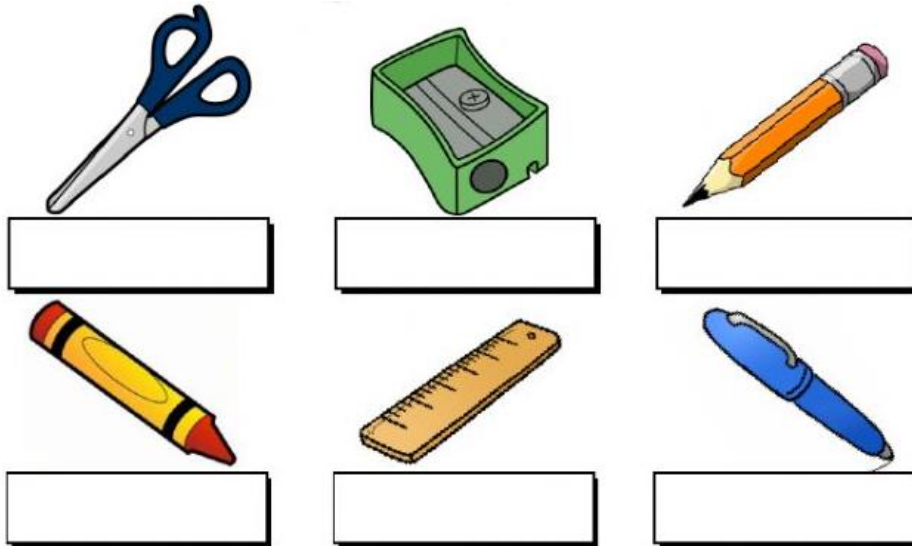
Time for school (Tiempo para el colegio)

Objetivos: OA3; OA7; OA13; OA14

- Identificar objetos del salón de clases.
- Identificar preposiciones de lugar.
- Describir objetos del colegio.
- Nombrar el abecedario en inglés.

Part 1 Review last year. (Repaso año pasado)

Write the names of the school objects. (Escriba los nombres de los objetos)



Look at the image and write the number (one, two, three, four, five, etc...)
(Mire la imagen y escribe el numero correcto)



There are _____ scissors.

There is _____ school bag.

There are _____ chairs.

There are _____ pencils.


There is _____ ruler.

There are _____ sharpeners.

There is _____ pencil case.

There are _____ books.

Write the name of the family members. (Escriba los nombres de los miembros de la familia)



Write 4 sentences with food you like. (Escribe 4 oraciones de comidas que le gusten)

Ex. I like bananas, apples and oranges.






- _____

- _____





- _____

- _____


Look at the toy and circle the correct answer. (Mire la imagen y encierre la opción correcta)

	Have you got a teddy?	Yes, I have. No, I haven't.
	Have you got a car?	Yes, I have. No, I haven't.
	Have you got a train?	Yes, I have. No, I haven't.
	Have you got a ball?	Yes, I have. No, I haven't.
	Have you got a kite?	Yes, I have. No, I haven't.

Look and circle the correct preposition. (Mire y encierre la preposición correcta)

	<p>The pot is ____ the stove.</p>	<p>On In Under</p>
	<p>The teddy is ____ the box.</p>	<p>On In Under</p>
	<p>The dog is ____ the table.</p>	<p>On In Under</p>
	<p>The fruits are ____ the fridge.</p>	<p>On In Under</p>


Draw your vacations and write 5 things you saw there. Remember last year's vocabulary (sea, lighthouse, seagull, crab, etc.) (Dibuje sus vacaciones y escribe 5 cosas que vio. Recuerde el vocabulario del año pasado)




Things I saw...

- 1.
- 2.
- 3.
- 4.
- 5.

Part 2: The classroom




Write and draw 3 more things that you can find in a classroom. (Dibuje otras 3 cosas que puede encontrar en un salón de clases)



Prepositions of place

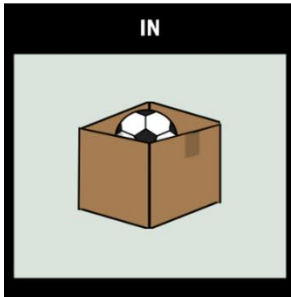
ON



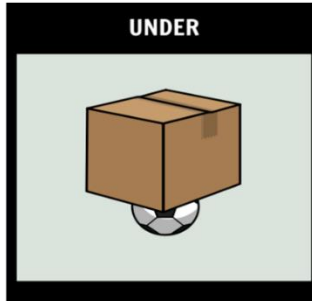
IN FRONT OF



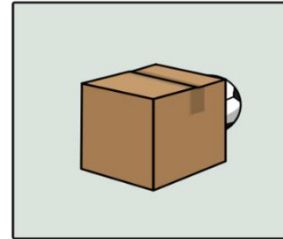
IN



UNDER



BEHIND



Where's the hamster? (p.14)



2



3



4



The hamster is **on** the computer.

The hamster is **under** the plant.

The hamster is **behind** the bin.

The hamster is **in** the bookcase.


Read, find and circle the objects in the picture. (Lea, encuentre y encierre los objetos en la imagen)

- The blue book is **on** the desk.
- The bin is **under** the desk.
- The balls are **in** the box.
- The green ruler is **on** the desk.

- The color pencils are **in** the schoolbag.
- The green chair is **behind** the desk.
- The brown schoolbag is **on** the ground.
- The apple is **on** the desk.

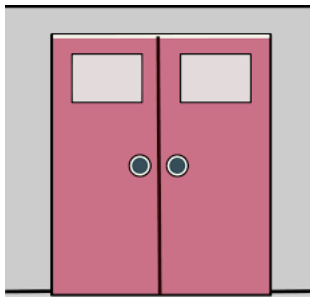


Draw a classroom and write 5 objects that you put in your drawing. (Dibuje un salon de clases y escribe los nombres de 5 objetos que incluyo en su dibujo)



School objects in the drawing:

Part 3: Describing school supplies.



The door is pink.



The apple is red.

...Have/has got... (tener)

a) "Has got" se utiliza cuando hablamos de tercera persona (él o ella)

The boy has got a blue ruler.



The girl has got two books.



b) "Have got" se utiliza cuando hablamos de uno mismo (primera persona)


I have got a red schoolbag.

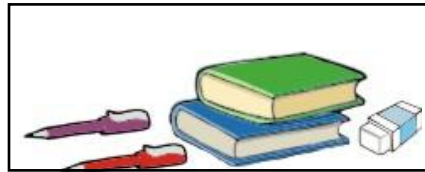


I have got three color pencils.

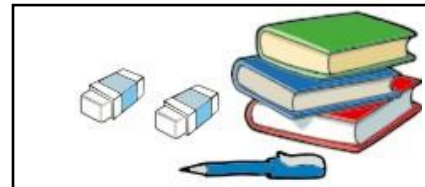


Read the sentences and match with the correct objects. (Lea las oraciones y únalas con los objetos correctos)

A  I've got three books, two pencils and a pen.




B  I've got two books, a rubber and two pens.



C  I've got two pens, two books and a ruler.



D  I've got three books, two rubbers and a pen.



E  I've got a pencil, two books and a ruler.



Watch the video

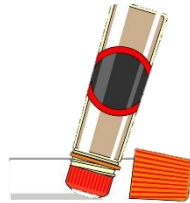


Kids vocabulary - School Supplies –
Learn English for kids - English educational video
<https://www.youtube.com/watch?v=AS5nhKzaOqo>







After watching, circle the correct option. (Después de ver el video, encierre la opción correcta)

- | | | |
|--------------------------------|--------------|-------------|
| What color is the schoolbag? | It's red. | It's green. |
| What color is the book? | It's orange. | It's blue. |
| What color is the pencil case? | It's black. | It's pink. |
| What color is the eraser? | It's blue. | It's grey. |
| What color is the ruler? | It's yellow. | It's blue. |

Put the letter of the object next to the action the girl names in the video. (Escriba la letra del objeto junto a la acción que la niña menciona en el video)

A) Book		
B) Notebook		
C) Color pencils		

D) Glue		
E) Highlighter		
F) Ruler		
G) Scissors		

Part 4

The alphabet (p.15)

Watch the video and pay attention to the sound of each letter, and then do the activity. (Ve el video y pon atención a los sonidos de cada letra, luego realice la actividad)

The Alphabet Is So Much Fun | Kids Songs | Super Simple Songs
https://www.youtube.com/watch?v=kDdg2M1_EuE



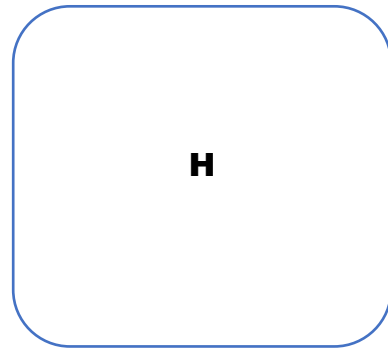


After watching the video, put the letters of the alphabet in the correct box.
(Después de ver el video, pon la letra del alfabeto en el cuadro correcto)

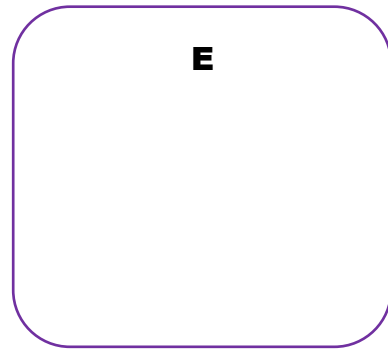

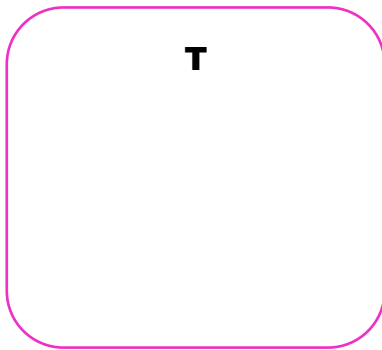
A	B	C	D	F	G	H	I	J	K
	L	M	N	O	P	Q	R	S	T
		U	V	W	X	Y	Z		

A collection of 28 red-outlined boxes, each containing a phonetic symbol. The symbols are arranged in five rows:

- Row 1: /ef/, /pi:/, /si:/, /ou/, /zi:/
- Row 2: /ti:/, /ei/, /ai/, /wai/, /em/, /es/
- Row 3: /a:r/, /dʒei/, /bi:/, /kiu:/, /di:/
- Row 4: /e/, /dabliu:/, /eitʃ/, /dʒi:/, /eks/, /en/
- Row 5: /kei/, /iu:/, /vi:/, /i:/

Draw an object or animal that starts with these letters, write its name in English. (Dibuja un objeto o animal que empiece con estas letras, y escribe el nombre en inglés)





Match the picture to the letter it begins with. (Una la imagen con la letra que comienza la palabra)



- F fish
- C car
- D dog
- A apple
- B ball
- E egg
- G goat
- H horse

Part 5: Review

Look, read and write the correct number. (Mira, lee y escribe el numero correcto)



My pencil case is blue.	
In my pencil case, I have got one pink ruler.	
In my pencil case, I have got one eraser and two pencils.	
My pencil case is orange.	
In my pencil case, I have got two pens and one ruler.	
In my pencil case, I have got one eraser and one pencil.	
In my pencil case, I have got a yellow rubber.	
My pencil case is green and yellow.	
In my pencil case, I have got a green sharpener.	

Spell your name with the sound of each letter.

Ex. Valeska = vi – ei – el – i – es – kei - ei

The spelling is: _____

My name is: _____

Read the description of the picture and then color. (Lea la descripción de la imagen y luego pinte según corresponda)

In my classroom, there are different things to make it pretty and comfortable.

The teddy bear is blue and pretty; it's in my green schoolbag; and there is also a soccer ball to play with.

There is a chair and it's brown. On the chair, there is a sharpener, it's small and yellow. And under the chair there is a blue pencil.

There is also a bookcase with lots of books. The books are different colors. Two books are red, three are blue, one is yellow, one is orange, and two are purple.

There is a beautiful plant that is green, and it is on the table. In the table, there is a green car.

