



Student's name:

En caso de dudas o consultas enviar un e-mail a:

ingles.academiamalloco@gmail.com

Unit 1: "At school – My body"

At school (En el colegio)

Objetivos: OA1; OA6; OA13; OA14

- Presentarse y saludar.
- Identificar objetos del colegio y del salón de clases.
- Decir los números en inglés del 1 al 10.
- Describir los colores de los objetos.


Part 1 (p. 8)

Introducing myself!



Greetings and farewells. (Saludos y despedidas)
Color.

HELLO!



BYE-BYE!



Worksheet instructions.

With the help of a dictionary, match the instruction to the correct picture. (Con la ayuda de un diccionario une las instrucciones con la imagen correcta)

Read

Look

Write

Listen

Stick

Draw


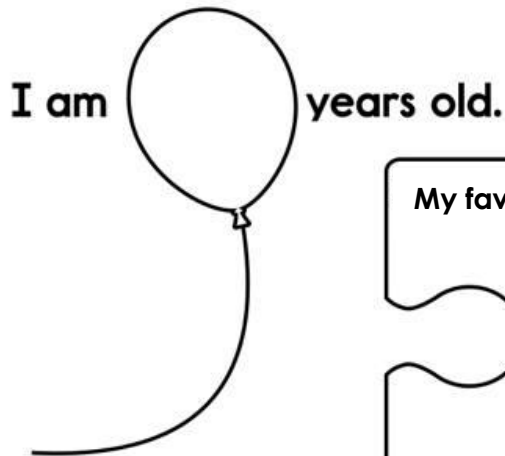
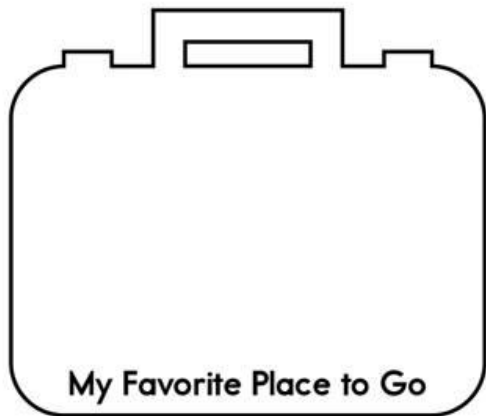


Color

Cut



Getting to know each other. (Conociendonos unos a otros)
Complete the boxes with your information. (Completa el cuadro con tu información)

All About Me





Part 2

Vocabulary: School objects (p. 12 – 13)

Recuerda practicar
vocabulario en voz
alta.



School object	English	Spanish
	Schoolbag	Mochila
	Notebook	Cuaderno
	Eraser	Goma
	Pencil	Lapiz mina
	Book	Libro
	Sharpener	Sacapuntas
	Ruler	Regla
	Pen	Lapicera
	Pencil case	Estuche
	Glue	Pegamento

	Scissors	Tijeras
	Crayons	Lapices de cera

Para practicar la pronunciación, con tus padres/apoderados digan las palabras en voz alta y repitan un par de veces en voz alta. Apunten a cada objeto cuando diga las palabras, así relaciona el nombre en inglés con el objeto.




Ejemplo:

Papá/Mamá: **“What is this?”**

Estudiante: **It's a book.**

Find and circle the objects in the picture. (Encuentra y encierra los objetos en la imagen)

					
A pink book	A green chair	A window	A ruler	A purple pencil case	An eraser



Match the word to the correct object. (Une el nombre con el objeto correcto)

a) Eraser


b) Pencil

c) Book

d) Notebook

e) Sharpener









Part 3
The Classroom









Write and draw 3 more objects that you can find in a classroom. (Escribe y dibuja otros 3 objetos que podemos encontrar en un salón de clases)




Write the missing letters under each picture. (Completa las palabras con las letras faltantes)

			
H R E E	B O	R Y N	U E
			
S I S R	E C L	E A E	E


Look at the image and tick ✓ or cross ✗ in the box. (Mira la imagen y escribe un tick o una equis según corresponda)


This is a pen.		
This is a sharpener.		
This is a window.		
This is a crayon.		
This is a ruler.		
This is a classroom.		


Answer the questions. (Mire y responda)

What is this? 


Eraser

What is this? 

What is this? 

What is this? 

What is this? 

What is this? 

Draw a school classroom and color it. Then, write 5 school objects that you draw. (Dibuja un salon de clases y colorea. Luego escriba 5 objetos del colegio que incluyo en su dibujo)



School objects in the drawing:

Part 4 (p. 19)

Numbers 1 to 10



Look and count, then write the number. (Mire, cuente y luego escriba el número)



Book	Schoolbag	Ruler	Scissors	Pen	Eraser

Look and write Yes or No. (Mire y escribe Yes o No)




We can see Charlie and Lee.

There are four erasers on the table.

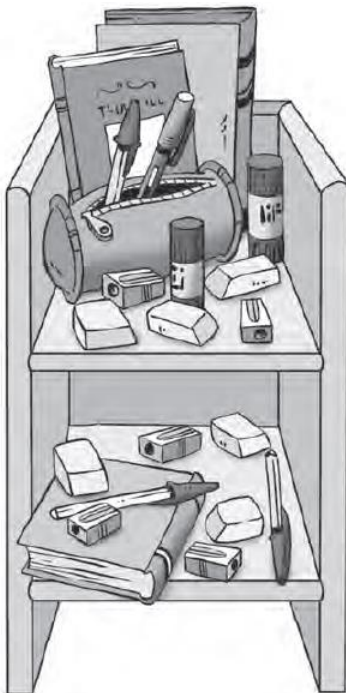
The pen is black.

Ruby's got a book.

Count and match the objects to the correct number. (Cuenta los objetos y unalos con el numero correcto)



Look, count and write the correct name of the object. (Mire, cuente y escriba el nombre del objeto correcto)



There is one

There are six

There are three

There are four

There are five

Find the words in the puzzle. (Encuentre las palabras en la sopa de letras)



Part 5

Describing school objects.

Colors



YELLOW



RED



GREEN



BROWN



ORANGE



BLUE



BLACK



PURPLE

Match the sentence to the correct object. (Lea y una la oración con el objeto correcto)

This pen is yellow.



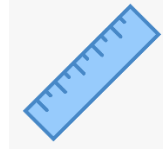
This eraser is red.



This ruler is blue.



This chair is black.



This book is green

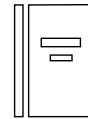


Complete the sentences. (Complete las oraciones con su información)


My favorite fruit is Red. It's an apple.



My favorite book is color _____.



My favorite teddy is color _____.



My favorite flower is color _____.



Color by number. (Pinte segun el numero)

1	RED	2	BLUE
3	YELLOW	4	GREEN
5	PURPLE	6	ORANGE

