

NOMBRE ALUMNO(A):

En caso de dudas o consultas enviar un e-mail a: [ingles.academiamallico@gmail.com](mailto:ingles.academiamallico@gmail.com)


### Unit 4: “Space – Summer camp”


#### Summer camp (Campamento de verano)

- Objetivos: OA1; OA6; OA12; OA13; OA14
- Reconocer y nombrar elementos del campamento de verano.
  - Hacer planes para sus vacaciones.
  - Escribir sobre actividades recreativas.

#### Part 1

#### Vocabulary

Recuerda practicar vocabulario en voz alta. 

Summer camp	English	Spanish
	Go horse riding	Ir a montar caballos
	Go climbing	Ir a escalar
	Play ball games	Jugar juegos de pelota

	<p><b>Go trekking</b></p>	<p><b>Hacer senderismo</b></p>
	<p><b>Cook (sausages)</b></p>	<p><b>Cocinar (salchichas)</b></p>
	<p><b>Tell stories</b></p>	<p><b>Contar historias</b></p>
	<p><b>Sing songs</b></p>	<p><b>Cantar canciones</b></p>
	<p><b>Go canoeing</b></p>	<p><b>Andar en canoa</b></p>
	<p><b>Take pictures</b></p>	<p><b>Tomar fotos</b></p>

**What does Olga want to do? Read the dialogue and put a tick ✓ or a cross X.**  
 (¿Que quiere hacer Olga? Lea el dialogo y ponga un tick o una cruz donde corresponda)

**Tom:** Hi, Olga! Do you want to **play ball games**?

**Olga:** No, I don't. My legs are tired.

**Tom:** Do you want to **go trekking**?

**Olga:** No, I don't. My feet are tired.

**Tom:** Do you want to **go canoeing**?

**Olga:** No, I don't. My arms are tired.

**Tom:** Do you want to **cook sausages**?

**Olga:** Yes, I do. I'm hungry!

**Tom:** Fantastic! Let's eat!

**Olga:** Yes, and let's tell stories too!



	Play ball games	Go trekking	Go canoeing	Cook sausages	Tell stories
Olga					

**Asking about what you want to do.** —————> Preguntar sobre qué quieres hacer.

Estructura de las preguntas y respuestas cortas:

### Do you want to + activity ?

Examples:

**Do you want to go canoeing?** (¿Quieres ir a andar en canoa?)  
 Yes, I do. (Sí, si quiero.)

**Do you want to play football?** (¿Quieres jugar football?)  
 No, I don't. (No, no quiero.)

**Do you want to go trekking?** (¿Quieres ir a hacer senderismo?)  
 Yes, I do. (Sí, si quiero.)

**Short answers:**



Yes, I do.



No, I don't.

**Ask around your house the following questions. Use short answers.** (Pregunta en tu casa lo siguiente. Usa respuestas cortas)

Name	Questions	Answer
	Do you want to tell stories?	
	Do you want to go climbing?	
	Do you want to sing songs?	
	Do you want to go canoeing?	
	Do you want to play ball games?	
	Do you want to go horse riding?	
	Do you want to go trekking?	

**Complete the questions and then answer with Yes, I do or No, I don't.**  
(Complete las preguntas y responde con Yes, I do o No, I don't.)

a. Do you want to play ball games? No, I don't.



b. Do you want to cook sausages? \_\_\_\_\_



c. Do \_\_\_\_\_ to tell stories? \_\_\_\_\_



d. Do \_\_\_\_\_ to go canoeing? \_\_\_\_\_




e. \_\_\_\_\_ to go trekking?

\_\_\_\_\_



**Write the name of the activity.** (Escriba el nombre de la actividad)

Tell stories – go canoeing – play ball games –  
cook sausages – go trekking – go horse riding –  
sing songs – go climbing



**After reviewing the vocabulary: What is your favorite activity to do at summer camp? Draw and write.** (Después de revisar el vocabulario: ¿cuál es tu actividad favorita para hacer en un campamento de verano? Dibuje y escriba.)

My favorite summer camp activity is

---

## Part 2

### I want to... and I don't want to...

"I want to" se usa para decir "quiero". Mientras que "I don't want to" es la negación de esta, es decir, "no quiero".

Examples:

I **want to** go canoeing and swimming.  
(**Quiero** ir a andar en canoa e ir a nadar.)



I **don't want to** go horse riding.  
(**No quiero** ir a andar en caballo.)



I **don't want to** go climbing. I **want to** take pictures of birds.  
(**No quiero** ir a escalar. **Quiero** tomar fotos a los pájaros)



**Create 3 sentences with "I want to..." and 3 sentences with "I don't want to..."**  
(Crea 3 oraciones con I want to y 3 oraciones con I don't want to)

I want to...

1. \_\_\_\_\_

\_\_\_\_\_.

2. \_\_\_\_\_

\_\_\_\_\_.

3. \_\_\_\_\_

\_\_\_\_\_.

I don't want to...

1. \_\_\_\_\_

\_\_\_\_\_.

2. \_\_\_\_\_

\_\_\_\_\_.

3. \_\_\_\_\_

\_\_\_\_\_.

**Look at the images and write sentences. Consider the tick or the cross when writing. Follow the example.** (Mira las imágenes y escribe oraciones. Considera el tick o la cruz al escribir tus oraciones. Siga el ejemplo)



I like the mountains. I want to go trekking with my family.



\_\_\_\_\_

\_\_\_\_\_

\_\_\_\_\_



\_\_\_\_\_

\_\_\_\_\_

\_\_\_\_\_

**Talking preferences: Like / Likes / don't like / doesn't like**

Hablar sobre preferencias:

\* **Oraciones afirmativas.**



Quando hablamos de 3° persona (**He and She**) al verbo "like" se le agrega una **-s** al final, "**likes**"

I **like** swimming in the lake.

(Me gusta nadar en el lago)



She **likes** taking pictures.


(A ella le gusta tomar fotos)







**Put these sentences in the correct order and then match them to the correct picture.** (Pon estas oraciones en el orden correcto y luego pon la letra en el globo que corresponde)



a) likes / a horse / Tom / riding

*Tom likes riding a horse.*

b) He / singing / doesn't / songs / like





c) climbing / likes / He.

d) playing / ball / doesn't / he / games / like

e) trekking / summer / He / likes / in

**Write sentences according your own preferences. Use like and don't like.**

(Escriba oraciones de acuerdo a sus preferencias. Use like y don't like)

**Complete the name of the activities.** (Complete el nombre de las actividades)



1 S \_\_\_\_\_  
s \_\_\_\_\_



2 P \_\_\_\_\_ b \_\_\_\_\_  
g \_\_\_\_\_



3 G \_ h \_\_\_\_\_  
r \_\_\_\_\_



4 G \_ c \_\_\_\_\_













5 G \_ t \_\_\_\_\_

### Part 3: Vocabulary

Summer camp supplies. (Suministros para el campamento de verano)

# SUMMER CAMP

VOCABULARY *by Herber*

			
<b>Backpack</b> Mochila	<b>Tent</b> Carpa	<b>Waterproof mat</b> Colchoneta impermeable	<b>Sleeping bag</b> Saco de dormir
			
<b>Map</b> Mapa	<b>Compass</b> Brujula	<b>Binoculars</b> Binoculares	<b>Camera</b> Camara
			
<b>Sunscreen</b> Protector solar	<b>Sunglasses</b> Lentes de sol	<b>Cap</b> Gorro	<b>Torch</b> Linterna
			
<b>Water bottle</b> Botella de agua	<b>Rope</b> Cuerda, soga	<b>Matches</b> Fosforos	<b>Penknife</b> Cortaplumas

# HAPPY HOLIDAYS!

Have you got...? → ¿Tienes...?

**Have you got** a bottle water? (¿Tienes una botella de agua?)

Yes, I have.

(Sí, si tengo)

**Have you got** a torch?

(¿Tienes una linterna?)

Yes, I have.

(Sí, si tengo)

**Have you got** a tent?

(¿Tienes una carpa?)

No, I haven't.


(No, no tengo)

**Have you got** a camera?

(¿Tienes una cámara?)

No, I haven't.

(No, no tengo)



**Short answers**

✓ Yes, I have.

✗ No, I haven't.

**Complete the sentences with the correct word.** (Completa las oraciones con la palabra correcta)

Binoculars - camera – map - sleeping bag –  
sunscreen - tent – canteen

- a) I'm going to take some photos with my \_\_\_\_\_.
- b) I'm going to rest in my \_\_\_\_\_.
- c) I'm going to watch some birds with my \_\_\_\_\_.
- d) I'm going to sleep in my \_\_\_\_\_.
- e) I'm going to protect my skin with \_\_\_\_\_.
- f) I'm going to drink water from my \_\_\_\_\_.
- g) I'm going to explore the area with the help of a \_\_\_\_\_.

Read the text and answer the questions. (Lea el texto y responda las preguntas)



Dear grandma,

I'm writing to you from the summer camp in Ohrid. I'm here with all of my friends from school. We are going to stay for a week. The camp is very nice and I'm sharing a room with two other friends. The weather is nice. It's very sunny and hot every day. Tomorrow we are going to go fishing in the morning and sailing in the afternoon.

We are going to play volleyball on the beach on Wednesday and on Thursday we are going to play table tennis. I love table tennis!

On Friday morning we are going to visit a museum in the city centre and in the afternoon we are going to have a party at the camp. In the evening we are going to go to a disco and we are going to dance all night.

On Saturday we are going to swim all morning and then in the afternoon we are going to draw pictures of the lake.

On Sunday morning we are going to collect rocks on the beach and then we are going to build a sand castle. On Sunday evening we are going to travel back home.

I hope I'm going to have a great time here!

With love,

Tina

a) Where is Tina's summer camp?

---

b) How long is she staying there?

---

c) How is the weather?

---

d) When are they going to play table tennis?

---

e) When are they going to the museum?

---

f) What are they doing on Saturday afternoon?

---

g) When are they travelling back home?

---

**Look at the pictures and answer with Yes, I have or No, I haven't.** (Mire las imagenes y responda con Yes, I have o No, I haven't)



Have you got a towel?

\_\_\_\_\_

Have you got sunglasses?

\_\_\_\_\_

Have you got a book?

\_\_\_\_\_

Have you got a waterproof mat?

\_\_\_\_\_

Have you got a torch?

\_\_\_\_\_

Have you got a toothbrush?

\_\_\_\_\_

Have you got a waterproof mat?

\_\_\_\_\_

Have you got a pajama?

\_\_\_\_\_

**Answer these questions about yourself.** (Responde las preguntas acerca de ti mismo)

a) Have you ever gone camping?

\_\_\_\_\_

b) If yes, where have you gone?

\_\_\_\_\_

c) Do you like camping or do you prefer staying at a house? Why?

\_\_\_\_\_

d) Where do you prefer to go during holidays?

\_\_\_\_\_

## Part 4: Listening comprehension

Watch the video and answer the questions.

The Carter Family 4 | A Camping Trip! |  
Family | Little Fox | Animated Stories for Kids  
<https://www.youtube.com/watch?v=OdNv-J31Kk8>



- a) What did dad put in the car? \_\_\_\_\_
- b) What's the name of the dog? \_\_\_\_\_
- c) Where did they went camping? \_\_\_\_\_
- d) Who set up the tent? \_\_\_\_\_
- e) What did dad and Emmy do? \_\_\_\_\_
- f) What's there in the woods? \_\_\_\_\_
- g) Who was moving the bushes? \_\_\_\_\_

**Write 5 new words you learned after watching the video and their meaning in Spanish.** (Escribe 5 palabras que aprendiste después de ver el video y sus significados en español)

	Spanish
1. _____:	_____
2. _____:	_____
3. _____:	_____
4. _____:	_____
5. _____:	_____

Look at the image and then circle True or False. (Mire la imagen y encierre verdadero (True) o falso (False))



- |   |      |       |
|---|------|-------|
| a) The kids are on the beach.                   | TRUE | FALSE |
| b) The teacher is standing behind the children. | TRUE | FALSE |
| c) There are four tents.                        | TRUE | FALSE |
| d) The children are swimming.                   | TRUE | FALSE |
| e) There are more girls than boys.              | TRUE | FALSE |
| f) The moon is in the sky.                      | TRUE | FALSE |
| g) A boy doesn't wear a shirt.                  | TRUE | FALSE |
| h) There is a dog in the camp.                  | TRUE | FALSE |
| i) One tent is purple.                          | TRUE | FALSE |
| j) The teacher has black hair.                  | TRUE | FALSE |



**Read Jose's letter about her summer camp and then write a letter to you mom or dad about your summer camp.** (Lea acerca del campamento de verano de Jose y luego escribe una carta a tu mama o papa acerca de tu campamento de verano. ¡Se creativo!)

### A LETTER FROM SUMMER CAMP

Dear mom,  
I am in summer camp in Rancagua. We are going to stay here for 10 days. The weather is hot and sunny. I wear shorts and a t-shirt every day. I usually eat a sandwich for breakfast. Tomorrow we are going to the lake, I like swimming. On Saturday, we are doing to the woods to see rabbits and other animals. We can eat strawberries there, but I don't like them. There are a lot of flowers and birds, so I'll take lots of pictures. It is really beautiful.

Love, José.



**Write your letter here.**

**Be creative!**



---

---

---

---

---

---

---

---

---

---

---

---

---

---

---

---

---